

CMD-Line: Commercial Downlights

5-CCT + 3-Power Selectable



Detail Specifications:

- Finish: White Smooth Standard
 - Black & Clear- Specular Haze Trims Available
- Wet Location Rated
- Beam Angle:
 - 4, 6, 8": 80°
 - 10": 90°
- Chip: SMD 2835, R9 >50, CRI >90
- 3 Step MacAdam Ellipses
- Operating Temperature: -40° - 114° F
- Lens: Frosted PC, non-yellowing
- Average life (L70) of 70,000 hours

Applications:

- General Recessed Lighting
- Residential & Multifamily
- Office, Hallways and Meeting Rooms
- Education, Healthcare, Retail, Hospitality
- Commercial Lighting

Product Information:

- Metal housing and trim for better heat dissipation
- 27" integral flex whip included on each fixture
- Carabiner safety clip on each fixture
- SnapTrim Canless: Spring clips with remote j-box eliminates can
- Standard white round trim included: optional trims available
- Deep reflector lens reduces glare and optimizes even beam distribution
- Select-n-Switch Technology: 5-CCT + 3-Power Selectable

Driver Options:

- Voltage: 120-277V
- 4 & 6": TRI Mode Dimming: 0-10V, Triac, ELV down to 5%
- 8 & 10": 0-10V Dimmable down to 5%
- THD: <20% (+/-5% tolerance), PF >0.9, 50/60Hz
- Built in 2.5Kv Surge Protector
- Flicker Free

Mounting & Installation:

- Cut Out Dimensions:
 - 4": 4-7/8"
 - 6": 6-1/8" - 7-3/16"
 - 8": 7-1/2" - 8-7/8"
 - 10": 9" - 10"
- Optional new construction plate available
- This fixture does not fit into a recessed can
- No housing needed in remodel applications, tension clips mount into 1/2" to 1.5" thick ceiling
- Can be removed from below the ceiling for service or replacement
- Pre-wired junction box with circuit wiring built in (3 in / 3 out)

Certifications:

- ETL Listed for USA and CA
- Energy Star Certified
- CA Title 24 JA8-2022 CEC Listed
- 5 Year Limited Warranty
- FCC CFR 47, GCC Part 15, Subpart B:2017
- IC Rated and ASTM-E283 Air-Tight
- Complies with UL 263, ASTM E119, CAN ULC S101

| Series | Voltage | Emergency |
|--|-----------------------------------|--------------------------------|
| LED-CMD-4-3M19-5CCT 4" 9/14/19W • 750/1,000/1,500LM | UNV 120-277V | Blank None |
| LED-CMD-6-3M19-5CCT 6" 9/13/19W • 800/1,200/1,600LM | HV¹ 347-480V | EMB Emergency Backup |
| LED-CMD-8-3M29-5CCT 8" 16.5/23/29W • 1,500/2,000/2,500LM | | |
| LED-CMD-10-3M38-5CCT 10" 21/30/38W • 2,000/2,500/3,300LM | | |

1. HV: Step down transformer into 4" j-box


Optional Accessories (Order Separately)

| Trim Options | Goof Ring | New Construction Plates | 15W Emergency ¹ Backup | Junction Box |
|---|----------------------------------|---|--|---|
| CMD-TRIM-4-HZ-SM 4" Clear- Specular Haze Smooth | GR-4-WH 4-8" Width | CUNV-NC-ICAT-7H Universal plate w/ hanging bars | LED-EMB-25W-HV-0/10V-2P 25W Emergency Backup | JBOX-ALM Junction box with 4 1/2" knockouts |
| CMD-TRIM-4-BLK-SM 4" Black Smooth | GR-6-WH 6.3-10" Width | CUNV-JBX-RI-XL Universal tough in plate. Extra long. | | |
| CMD-TRIM-6-HZ-SM 6" Clear- Specular Haze Smooth | GR-8-WH 8-12.5" Width | C4-NC-RI-J-JBX 4" plate w/ hanging bars + j-box | | |
| CMD-TRIM-6-BLK-SM 6" Black Smooth | GR-10-WH 9-14.1" Width | C6-NC-RI-J-JBX 6" plate w/ hanging bars + j-box | | |
| CMD-TRIM-8-HZ-SM 8" Clear- Specular Haze Smooth | | C8/10-NC-RI-J-JBX 8 & 10" plate w/ hanging bars + j-box | | |
| CMD-TRIM-8-BLK-SM 8" Black Smooth | | | | |
| CMD-TRIM-10-HZ-SM 10" Clear- Specular Haze Smooth | | | | |
| CMD-TRIM-10-BLK-SM 10" Black Smooth | | | | |


1. Field installable. Lasts 90 minute

Specs and model numbers are subject to change with or without notice

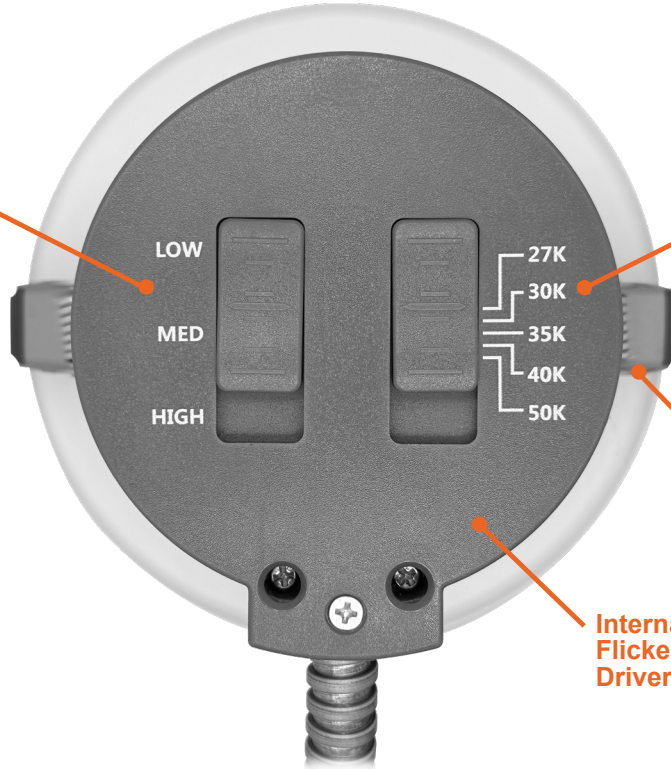
FEATURES



3-Power Selectable



3-CCT Selectable



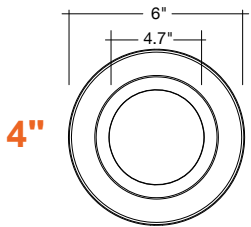
Snap Spring

Internal Flicker Free Driver

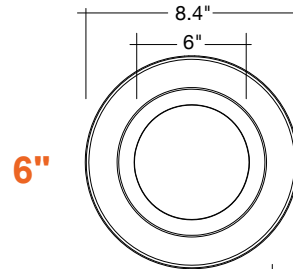
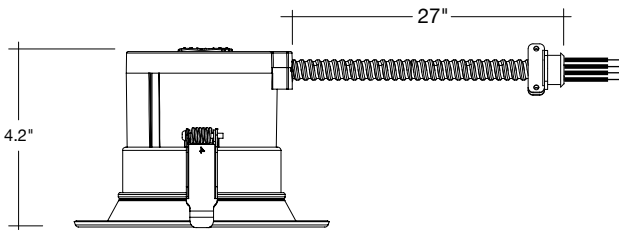


Carabiner Safety Clip

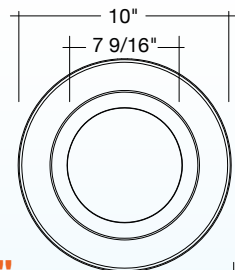
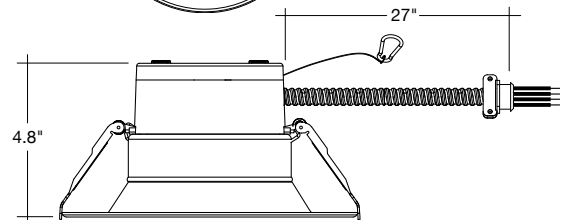
DIMENSIONS



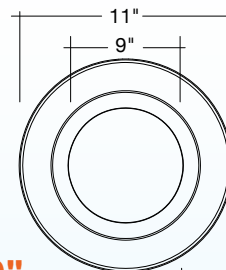
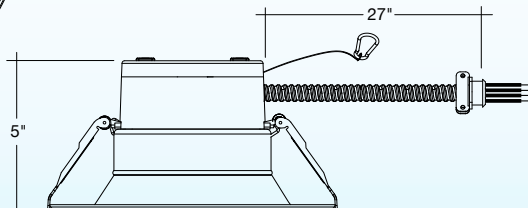
4"



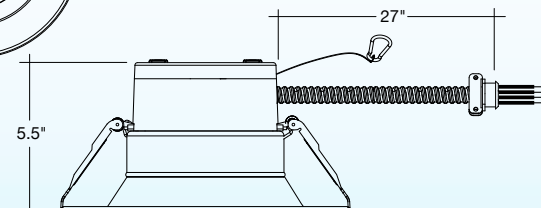
6"




8"



10"




ACCESSORIES




CMD-TRIM-4-HZ-SM
CMD-TRIM-6-HZ-SM
CMD-TRIM-8-HZ-SM
CMD-TRIM-10-HZ-SM




CMD-TRIM-4-HZ-BLK
CMD-TRIM-6-HZ-BLK
CMD-TRIM-8-HZ-BLK
CMD-TRIM-10-HZ-BLK



GR-4-WH
GR-6-WH
GR-8-WH
GR-10-WH



CUNV-NC-ICAT-7H
13 7/8" x 15 1/8"



CUNV-JBX-RI-XL
7" x 26"




C4-NC-RI-J-JBX
17" W x 6.5" D x 3.5"H



C6-NC-RI-J-JBX
18.5" W x 9" D x 4"H



C8/10-NC-RI-J-JBX
18.5" W x 12" D x 4"H



LED-EMB-25W-HV-0/10V-2P



J-BOX ALM
4.46" W x 3.04" D x 1.37" H

| Model | Voltage | Watts | Lumens | Color | CRI |
|--------------------------|----------|-------------|------------------|-----------------|-----|
| LED-CMD-4-3M19-5CCT-UNV | 120-277V | 9/14/19w | 750/1000/1500lm | 27/30/35/40/50k | >90 |
| LED-CMD-6-3M19-5CCT-UNV | 120-277V | 9/13/19w | 800/1200/1600lm | 27/30/35/40/50k | >90 |
| LED-CMD-8-3M29-5CCT-UNV | 120-277V | 16.5/23/29w | 1500/2000/2500lm | 27/30/35/40/50k | >90 |
| LED-CMD-10-3M38-5CCT-UNV | 120-277V | 21/30/38w | 2000/2500/3300lm | 27/30/35/40/50k | >90 |

TRIMS

| Accessory | Description |
|--------------------|-----------------------------------|
| CMD-TRIM-4-HZ-SM | 4" Clear-Specular Haze Reflector |
| CMD-TRIM-4-BLK-SM | 4" Black Reflector |
| CMD-TRIM-6-HZ-SM | 6" Clear-Specular Haze Reflector |
| CMD-TRIM-6-BLK-SM | 6" Black Reflector |
| CMD-TRIM-8-HZ-SM | 8" Clear-Specular Haze Reflector |
| CMD-TRIM-8-BLK-SM | 8" Black Reflector |
| CMD-TRIM-10-HZ-SM | 10" Clear-Specular Haze Reflector |
| CMD-TRIM-10-BLK-SM | 10" Black Reflector |

GOOF RINGS

| Accessory Model | Description |
|-----------------|--|
| GR-4-WH | 4" Goof Ring, Inner Dim: 4" Outer Dim: 8" |
| GR-6-WH | 6" Goof Ring, Inner Dim: 6.3" Outer Dim: 10.5" |
| GR-8-WH | 8" Goof Ring, Inner Dim: 8" Outer Dim: 12.5" |
| GR-10-WH | 10" Goof Ring, Inner Dim: 9" Outer Dim: 14.1" |

NEW CONSTRUCTION PLATES

| Accessory Model | Description |
|-------------------|--|
| CUNV-NC-ICAT-7H | Universal plate w/ hanging bar |
| CUNV-JBX-RI-XL | Universal tough in plate. Extra long. |
| C4-NC-RI-J-JBX | 4" plate w/ handing bars + j-box |
| C6-NC-RI-J-JBX | 6" plate w/ handing bars + j-box |
| C8/10-NC-RI-J-JBX | 8" & 10" plate w/ handing bars + j-box |

15W EMERGENCY BACKUP

| Accessory Model | Description |
|-------------------------|----------------------|
| LED-EMB-25W-HV-0/10V-2P | 25W Emergency Backup |

JUNCTION BOX

| Accessory Model | Description |
|-----------------|------------------------------------|
| JBOX-ALM | Junction box with 4 1/2" knockouts |

TESTED COMPATIBLE DIMMERS

Other dimmers may be compatible but have not been tested. Please contact us for more information.

4 & 6" Triac/ELV Dimmers:

| Lutron | Legrand | Leviton | Lutron | Insteon | Hubbell |
|---------------|---------------|-----------------------|---------------|---------|---------|
| S2-LH | HCL453PTCCCV6 | ISD 600 I 120 / IPI06 | NLV-600-WH | 2477D | RSDE06 |
| CT-603P(R)-WH | | 6633-PA | DVELV-300P-AL | | |
| | | 6631-PLW | NTELV-300-WH | | |
| | | | SELV-300P | | |

4, 6, 8, 10" 0-10V Dimmers:

| Lutron | Leviton | Synergy | Eaton | Hubbell |
|---------|-----------|-------------------|---------|---------|
| DVSTV-W | IP710-DLZ | ISD BC 120/277 WH | SF10P-W | PSD710 |
| | | | | RSD710Z |