



# MAGNA-Line: Sports Light Fixtures

## 3-Power Selectable & Remote Capable



**600W**



**1200W**

WATT	LUMENS
300	39,000
450	58,500
600	78,000
800	124,000
1000	130,000
1200	156,000



**Remote Mountable  
Driver up to 70ft.**

### Detail Specifications

- Finish: Black (made to order colors available)
- IP Rating: Wet Location
- Beam Angle: 20° NEMA 3 standard (Wider custom optics available)
- CCT: 5000K
- Chip: SMD 3030, R9 >50, CRI >80
- Operating Temperature: -40° - 114° F
- Lens: PC Lens: Clear acrylic with optics
- EPA:
  - 3P600: 3.0FT<sup>2</sup>
  - 3P1200: 3.4FT<sup>2</sup>
- Average life (L70) of 70,000 hours

### Applications:

- Sports Arenas and Recreational Fields
- Yard, Barn, Agriculture lighting
- High mast
- Outdoor Lighting

### Product Information:

- Sturdy die-cast aluminum housing finished with corrosion free powder coat
- 5 beam angle options available
- Shield is included with every fixture
- Select-n-Switch Technology : 3-Power Selectable
- Instant-On to full brightness
- 3' power cord standard on all fixtures

### Driver Options:

- UNV: 120-277V 0-10V Dimmable
- HV: 220-480V 0-10V Dimmable
- Built in 10Kv Surge Protector
- DMX512 dimming standard for theatrical effects
- Compatible with Synapse Wireless & AVI-ON controls
- THD: <20% (+/-5% tolerance), PF >0.9, 50/60Hz

### Mounting & Installation:

- Standard yoke mount included
- Optional slip fitter available
- Head tilts up and down 90°
- Remote capable driver up to 70 feet away from the fixture
- See installation guide for more details

### Certifications:

- UL Listed for USA and CA
- DLC Premium Listed
- ROHS Compliant
- IESNA LM-79 & LM-80 tests available
- Approved for CA T24
- ANSI 3G Vibration Rated
- FCC CFR 47, GCC Part 15, Subpart B:2017
- 5 Year Limited Warranty

Series	Voltage <sup>1</sup>	Finish <sup>2</sup>	Optic	Photocell
<b>LED-SPL-3P600W-50K-YK</b> 300/450/600W • 120-277V Yoke Mount	<b>UNV</b> 120-277V	<b>BLK</b> (Standard)	<b>(Blank)</b> 20°	<b>(Blank)</b> No Photocell
<b>LED-SPL-3P1200W-50K-YK</b> 800/1,000/1,200W • 120-277V Yoke Mount	<b>HV</b> 220-480V	<b>CS<sup>2</sup></b> Custom Color	<b>NEMA 3</b> <b>30D</b> 30° <b>60D</b> 60°	<b>PC</b> Dusk to Dawn Photocell

1. Standard quick ship is UNV. HV is made to order locally.

2. Standard quick ship is black. Other colors are custom finishes available at the factory level.

### Optional Accessories (Order Separately)

Mounts	Laser Aiming Device	Extension Cable
<b>SPL-SF</b> Field Installable Slip Fitter	<b>SPL-LSR</b> Laser Aiming Device	<b>SPL-EC-35FT</b> Extension for remote mount driver. Put up to two together.

*Specs and model numbers are subject to change with or without notice. Customization of product is available.*

## FEATURES



Shield Included  
(Separately)

Optics on each chip  
for the perfect beam  
angle



**SPL-LSR**  
Laser beam pointer available



Remote Mountable  
Driver up to 70ft.



Front



Adjustable up/  
down yoke bracket



Heat Cooling Grill



Selectable  
Wattage



Photocell Slot

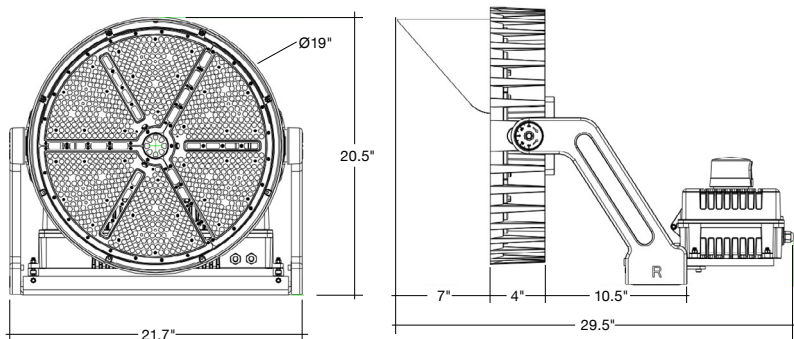


Waterproof  
Knockouts

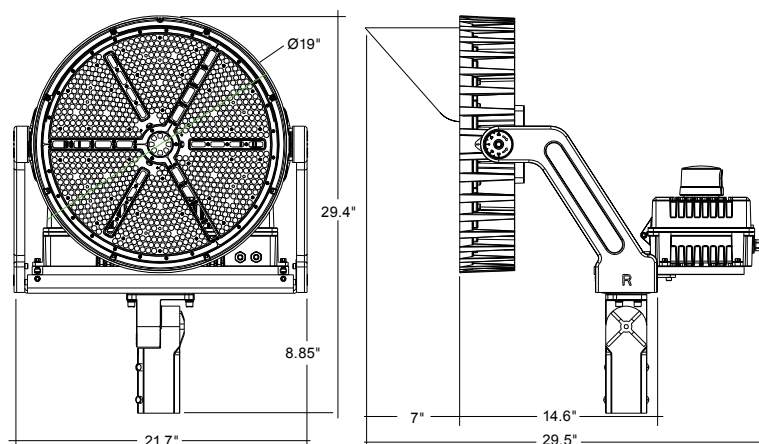
Remote capable driver,  
driver can mount up to  
40 feet away from the fixture

## DIMENSIONS

### 600W

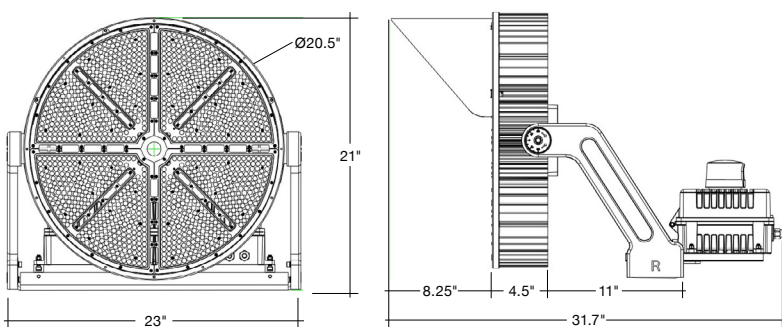


**Yoke Mount**

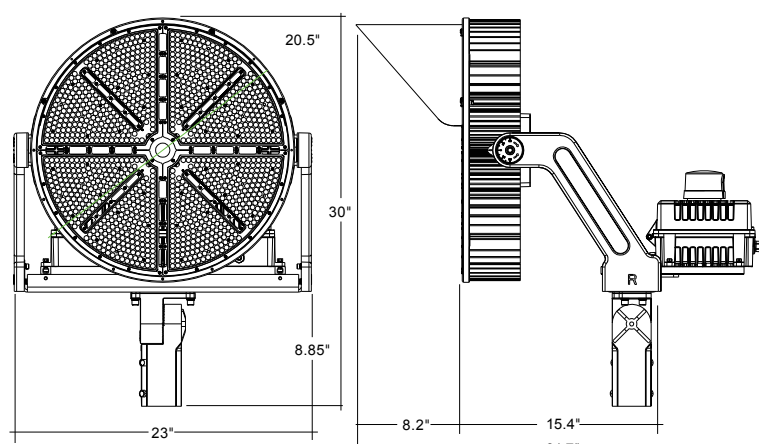


**Slip Fitter**

### 1200W



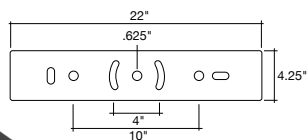
**Yoke Mount**



**Slip Fitter**



**SPL-SF**



**SPL-LSR**



**SPL-EC-35FT**

## HIGHBAY FIXTURE

Model	Voltage	Watts	Lumens	Color	CRI
LED-SPL-3P600W-50K-YK-UNV-BLK	120-277V	300/450/600w	130lm/w	5000k	>80
LED-SPL-3P1200W-50K-YK-UNV-BLK	120-277V	800/1000/1200w	130lm/w	5000k	>80

## ACCESSORIES

Model	Description
SPL-SF	Field Installable Slip Fitter
SPL-LSR	Laser Aiming Device
SPL-EC-35FT	Extension Cable

## EPA RATING & GROSS WEIGHT

Model	Weight	EPA Rating	Bug
LED-SPL-3P600W	47 LBS.	3.0FT²	B5-UO-G5
LED-SPL-3P1200W	78 LBS.	3.4FT²	B5-UO-G5